



Working Together for School Safety

EDUCATE • AFFIRM • INSPIRE



Safe Spaces

- A place in our classroom for sheltering during an emergency (Safe Space)
- Move to the Safe Space during a Code Red Alert or other times as directed by the adult in the room.
- Our classroom Safe Space is located - Teacher will tell and show the students



Look for the
Safety Signs
in all your
classrooms

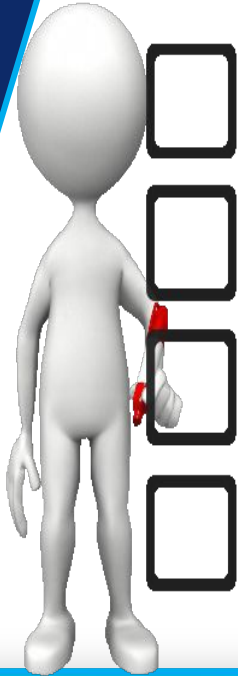




Concerning Behaviors and Threats Secondary



EDUCATE • AFFIRM • INSPIRE



AGENDA

- Jokes as Threats
- What is a Threat?
- Types of Threats
- Possible Consequences
- Duty to Warn
- Your Role
- Concerning Behaviors
- Prohibited Items
- See Something/Say Something
- How to Report
- Threat Management Team
- Safety is Everyone's Responsibility



CAN A THREAT EVER BE A JOKE? CAN IT BE FUNNY?

- Even if you joke, you can face serious consequences, including criminal charges.
- It is the Law.
- “Even if it seems small – or like a joke – recognizing and reporting a potential threat of violence can have massive, life-saving impact.
- We can all do more to learn about the warning signs of violence and take action immediately when we see them.”





WHAT IS A THREAT?

A threat is communication or behavior indicating that an individual poses a danger to the safety of school staff or students through acts of violence or other behavior that would cause harm to self or others.

- The threat may be expressed or communicated behaviorally, orally, visually, in writing, electronically, or through any other means.
- Communication or behavior is considered a threat when communicated to the target or to a third party.



TYPES OF THREATS INCLUDE:

- Bullying/Cyber Bullying
- Post/Transmit harm to other(s)
- Intimidation
- Harassment
- Sexual Harassment
- Gestures/Pictures/Drawings





Possible Consequences for Threatening another person or persons include:

Immediate Exit from Bak MSOA

Suspension

Expulsion

Criminal Charges





DUTY TO WARN

The school is responsible for sharing the the full name of the student making a threat against their student.



For Example:

Student A draws a picture and labels the names of the staff and students they would like to harm using the knife. The school must notify all the people named in the drawings and tell them the full name of Student A.

Your Role

- ★ Watch what words and actions you use with others.
- ★ Monitor what you say on Social Media.
- ★ No Prohibited Items on campus.
- ★ Don't "joke" about threatening others. The law does not take it as a "joke."
- ★ Be open to the help your school is providing. We want to help you.



If You See  Something,

Say  Something



Refer to your For Your Information (FYI) Student & Parent Handbook for More Information on Pages 10 & 11

REPORT IT! – Don't share it, spread it, or post it! See Something – Say Something!

HB 1473 – School Safety: FortifyFL

Section 943.082, Florida Statutes

- Each district school board must ensure that age and developmentally appropriate instruction on the use of the FortifyFL is provided to students within the first 5 days of each school year.
- The district has prepared a Student Safety PowerPoint that must be presented to students the first week of school.



IN RULE



Hand gun



Box Cutter



Knife



Making a Threat



Taser

Prohibited Items On Campus

Results in Student Expulsion

EDUCATE • AFFIRM • INSPIRE



CONCERNING BEHAVIORS

- Suddenly withdrawal from friends and family
- Bullying others
- Quick to anger
- Experiencing social isolation
- Expressing thoughts of harming self or others
- Making direct threats
- Bragging about access to guns or weapons
- Involvement with groups that encourage hate towards others
- Confrontational, accusatory or blaming behavior which includes sexual harassment, sexual violence, or teen dating violence
- Cruelty towards animals
- Social Media posts that depict violence or hate, in any form





You can use your name or remain anonymous

- **How to Report**
 - Email (if you email, the response may be delayed)
 - **Verbal (when on campus) - Immediately tell Principal, Assistant Principal, Officer Silva, teacher, staff**
 - Written note (hand it to your trusted adult on campus)
 - **Fortify FL App - When off Campus for Threats or Suspicious Behavior - this will immediately get to Law Enforcement & School Administration**
- **Who to Report to**
 - Trusted Adult
 - Parent
 - Teacher (when on campus)
 - Principal for Assistant Principal (when on campus)
 - School Police Officer (when on campus)
 - Counselor (when on campus)
 - Any school staff member (when on campus)
- **Reporting to a friend is just spreading rumors**



FORTIFYFL



FORTIFYFL

FortifyFL is a suspicious activity reporting tool that allows you to instantly relay information to appropriate law enforcement agencies and school officials.



THREAT MANAGEMENT TEAM



**Daniel
Stechschulte
Chair**



**Misty Connelly
Vice Chair**



Sonia Parikh



Officer Silva



- **FortifyFL** is a *suspicious activity reporting tool* that allows anyone to instantly relay information to the appropriate law enforcement agencies and school officials
- To download the FortifyFL app, go to the *App Store* or *Google Play*
 - Tips submitted through FortifyFL are immediately sent to school administration and school police
 - Tips may be submitted confidentially
 - Tips may be submitted with a photo and/or video
 - Tips may be submitted through the app or through the website ([GetFortifyFL.com](https://www.getfortifyfl.com))



**FortifyFL app
icon**



Four-Step Process to Submit a Tip



Step 1. Enter school name (or keyword search)

Step 2. Enter incident details – Who, What, When, Where, and Why (if you know)

Step 3. Would you like to include a photo? Yes or no. If yes, choose your photo to upload.

Step 4. Your name (optional), your email (optional), your phone number (optional)

Anonymous

You decide if you want to include your name and contact info

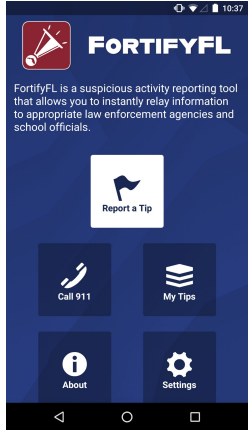
Convenient

Submitting a tip is quick and easy using the FortifyFL app or GetFortifyFL.com

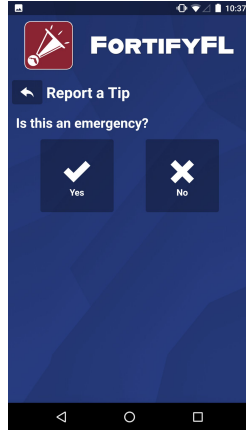
Include Photos and Video

You can also include photos or a video with your tip report

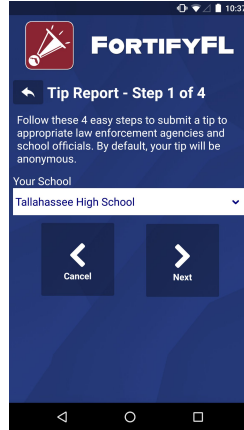
Quick and Easy Steps to Report a Tip on the FortifyFL App



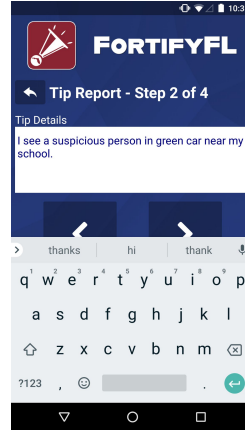
Click on the "Report a Tip" icon.



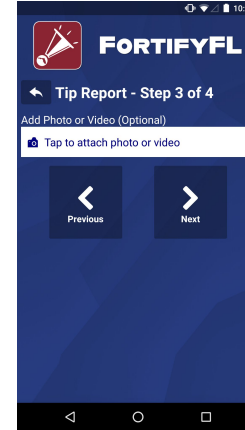
If your tip is an emergency, click "Yes."
If it is not an emergency, click "No."



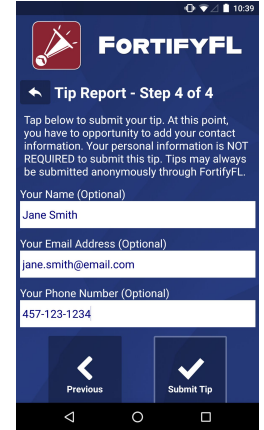
Choose your school from the dropdown list or type in your school name to search for it.



Type the details of the tip: Who, What, When, Where, and Why (if you know).



If you want to, tap on the camera icon to attach a photo or video. This is **optional**.



If you want to, type your name, email address, and phone number. This is **optional**. Click "Submit Tip" to report your tip.



Tips are for issues happening in school, on school property, at school-sponsored activities, on school buses.

You should know...

- It is important to report **true** information.
- It is **against the law** to make a false report.
- It is also **against the law** for anyone to make a threat.
- Anyone that makes a false report or threat has committed a second degree felony.





- *If you SEE something, SAY something to your teacher or another adult.*
- Use your voice and actions to help everyone stay safe.
- The FortifyFL app will send your report to your principal and school police officer.
- IT IS NOT A JOKE TO MAKE A FALSE REPORT, in fact it is against the law. SO DON'T DO IT!

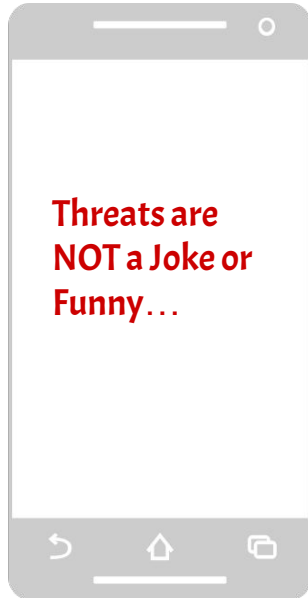


**If you want to download the FortifyFL app:
You may scan this QR code with your
smartphone camera**





SEVERE CONSEQUENCES FOR MAKING A FALSE REPORT - SECONDARY



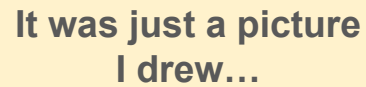
A student may face criminal charges and/or expulsion for:

- Sending, posting, or transmitting a threat of mass shooting/violence or terrorism
- Procuring the sending, posting, or transmission of a writing or other record, including an electronic record, in any manner in which it may be viewed by another person when such a writing or record threatens to
 - a) kill or do bodily harm to another person;
 - b) to conduct a mass shooting or an act of terrorism at a school, school transportation or a school-sponsored activity.

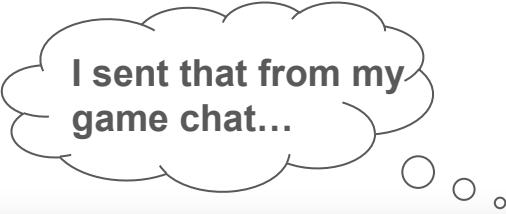
WHAT CONSTITUTES A FALSE REPORT?



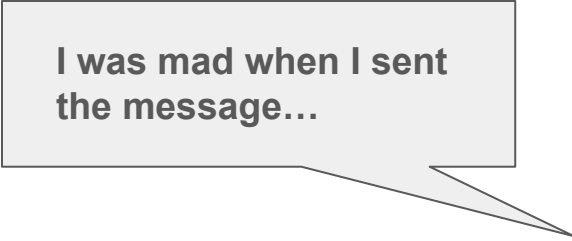
I was just joking...




It was just a picture
I drew...



I sent that from my
game chat...



I was mad when I sent
the message...





To Download the Fortify Florida App,
please Scan the QR Code Below:



Look for the icon on
your dashboard

www.getfortifyfl.com





To access information in Spanish and Haitian Creole, please use the QR code below:



**SAFETY IS EVERYONE'S
RESPONSIBILITY**

